

AKDO®

# ETHEREAL

---

*Scintillating. Graphic. Breathtaking.*

Bring home the light.




---

Far Beyond the Surface







Ethereal Nova Carrara Bella (H) w/ Stainless Steel

MB1604-NOVAH0





Stella



*Special Order*

Ethereal Stella Calacatta (H) w/ Brass

MB1203-STLAHO



*Special Order*

Ethereal Stella Carrara Bella (H) w/ Stainless Steel

MB1604-STLAHO







Ethereal Luna Calacatta (H) w/ Brass  
MB1203-LUNAH0




Ethereal Luna Carrara Bella (H) w/ Stainless Steel  
MB1604-LUNAH0








Triangle



Ethereal Flicker Calacatta (H)  
w/ Brass  
MB1203-FLCKH0



Ethereal Flicker Carrara Bella (H)  
w/ Stainless Steel  
MB1604-FLCKH0



Ethereal Gleam Calacatta (H)  
w/ Brass  
MB1203-GLAMH0



Ethereal Gleam Carrara Bella (H)  
w/ Stainless Steel  
MB1604-GLAMH0




***Special Order***  
Ethereal Prism Calacatta (H)  
w/ Brass  
MB1203-PRSMH0



***Special Order***  
Ethereal Prism Carrara Bella (H)  
w/ Stainless Steel  
MB1604-PRSMH0



***Special Order***  
Ethereal Triangle Calacatta (H)  
MB1203-AURAH0



Ethereal Triangle Carrara Bella (H)  
MB1604-AURAH0





## CONVERSION CHART

PROFILE	SIZE
Stella	10.25" x 8.75" = .63 sqft
Nova	16" x 11-1/4" = 1.25 sqft
Luna	12" x 12" = 1 sqft
Prism	8" equilateral = .19 sqft
Flicker	8" equilateral = .19 sqft
Gleam	8" equilateral = .19 sqft
Ethereal Triangle	8" equilateral = .19 sqft

## APPLICATIONS – ETHEREAL MOSAICS WITHOUT METAL

WALL	FLOOR	INTERIOR	EXTERIOR FREEZE/THAW	STEAM SHOWER	WET AREA	POOL
Yes	Yes	Yes	No	Yes, if sealed properly	Yes, if sealed properly	No

## APPLICATIONS – ETHEREAL MOSAICS WITH BRASS \*

WALL	FLOOR	INTERIOR	EXTERIOR FREEZE/THAW	STEAM SHOWER	WET AREA	POOL
Yes	Yes	Yes	No	No	No	No

## APPLICATIONS – ETHEREAL MOSAICS WITH STAINLESS STEEL \*

WALL	FLOOR	INTERIOR	EXTERIOR FREEZE/THAW	STEAM SHOWER	WET AREA	POOL
Yes	Yes	Yes	No	No	Yes, if sealed properly	No

## TECHNICAL DATA

FEATURES	RESULT
Heat Resistance	Heat not to exceed 293° F
Traffic	Standard Commercial

\*As a natural material, brass is prone to oxidation; a chemical reaction that occurs over time from exposure to air. Both stainless steel and brass may scratch when used as floor covering.

For detailed installation guidelines, visit [akdo.com](http://akdo.com).

## AKDO

1435 State Street  
Bridgeport, CT 06605  
1.800.811.2536  
203.336.5199 (o)  
203.404.5000 (f)

## AKDO NYC

22 West 21st Street  
New York, NY 10010  
1.800.811.2536  
212.485.0448 (o)  
646.273.3903 (f)

## AKDO Pacific

3445 Arden Road  
Hayward, CA 94545  
1.888.909.2536  
510.785.2536 (o)  
510.785.0895 (f)

[akdo.com](http://akdo.com)

